



Office of Early Learning Update

Florida Organization of Instructional Leaders (FOIL)

Shan Goff
Executive Director

Melinda Webster
VPK Program Manager

Lake Mary, FL
November 13, 2019



FLORIDA DEPARTMENT OF
EDUCATION
fldoe.org

Agenda

- District kindergarten screening results & domain data
- Resources for VPK teachers
- Data on VPK programs by district, public and private programs and trends over time
- Expansion of VPK programs
- Sharing of district promising practices



Early Learning Landscape

Florida's Early Learning Population

- 1.3 million children younger than 6¹
- 36% percent of those are from low-income families¹
 - Of the 36%, 29% participated in the SR Program²
 - 211,677 children are enrolled in 2018-19³
- 75% of Florida's 4-year-olds participated in the VPK Program⁴
 - 169,986 children enrolled in Program Year 2018-19

Sources:

¹U.S. Census Bureau (2017). *Age by Ratio of Income to Poverty Level in the Past 12 Months American Community Survey 1-year estimates.*

²Florida Demographic Database for 2017-18.

³From EFS Mod enrollment data as of Sept. 10, 2019.

⁴VPK Estimating Conference, Aug. 6, 2019.

Kindergarten Screening Results

Readiness of Incoming Kindergarten Students Statewide – Fall 2018

	Total Children	Percent “Ready”
All Public School Kindergartners		53%
	122,860	62%
All VPK Participants	150,053	59%
SR & VPK Participants	13,347	52%
VPK Non-Completers	27,193	47%
Non-VPK Participants	52,717	39%
SR-Only Participants	3,538	36%

Source: 2017-18 VPK Readiness Rate match files and FLKRS final data files.



Kindergarten Screener Content Domains

Star Early Literacy Assessment Content Domains

- **Alphabetic Principal** - knowledge of letter names, alphabetic letter sequence and the sounds associated with letters.
- **Concept of Word** - understanding the difference between words and letters and that words are separated by a space within a sentence.
- **Visual Discrimination** - differentiating both upper- and lowercase letters, identifying words that are different and matching words that are the same.
- **Phonemic Awareness** - understanding of rhyming words and the ability to hear, identify, and manipulate beginning, ending and middle sounds in spoken words (without print).
- **Phonics** - understanding the relationship between sounds and written symbols.
- **Vocabulary** - knowledge of words and their meanings.
- **Early Numeracy** - ability to identify and name numbers, understand number-object correspondence, complete sequences, create and take apart groups of up to ten, and compare sizes, weights and volumes.


Kindergarten Screening Results

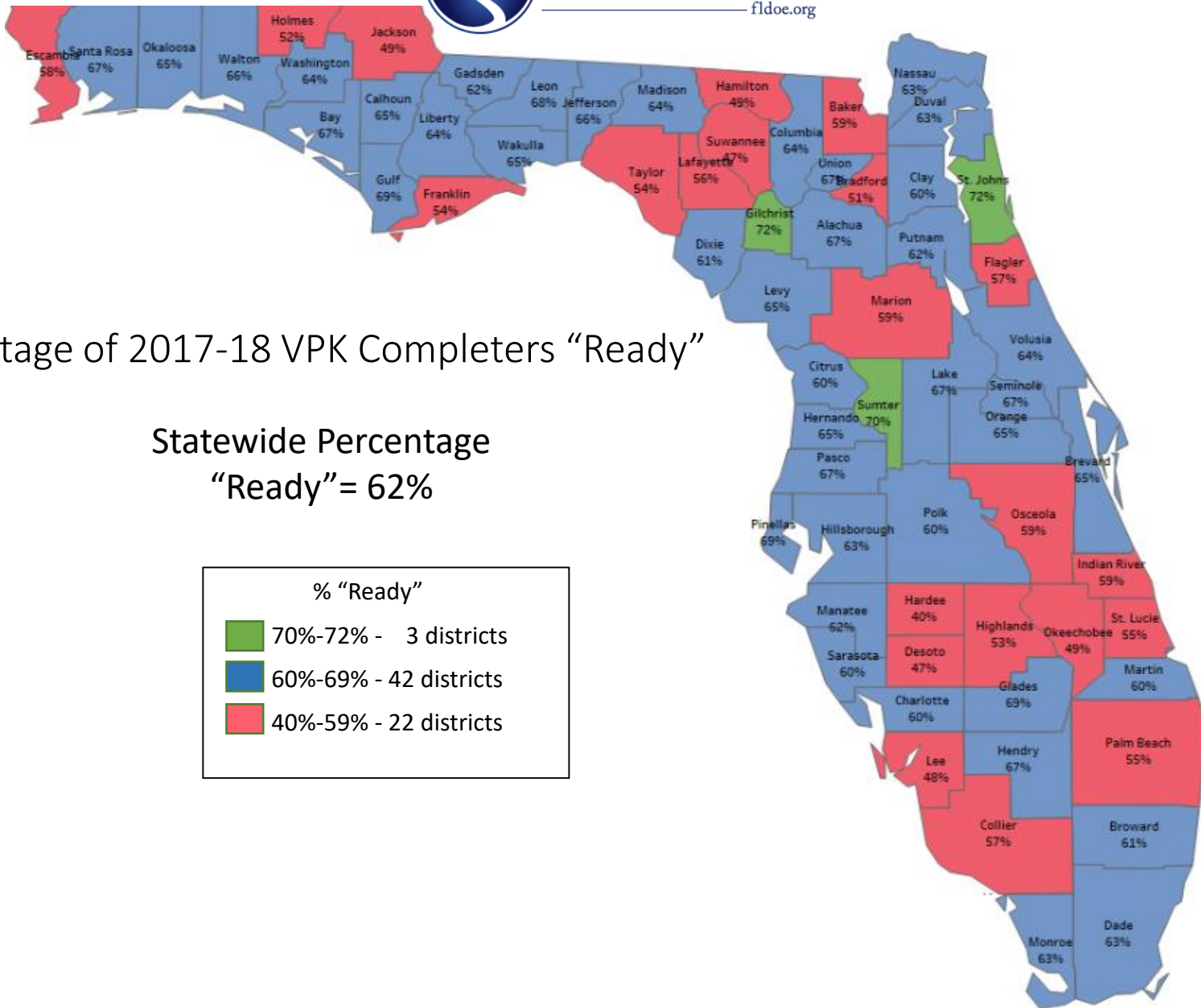
2017-2018 VPK Completers and Proficiency by Domain

62% of VPK completers were “ready.”

On the Star Assessment:

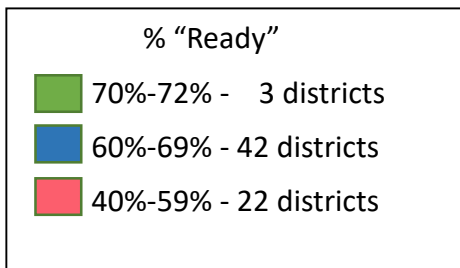
- 62.6% scored “proficient” in Alphabetic Principle
- 63.8% scored “proficient” in Concepts of Words
- 72.3% scored “proficient” in Visual Discrimination
- 41.2% scored “proficient” in Phonemic Awareness
- 39.2% scored “proficient” in Phonics
- 42.1% scored “proficient” in Vocabulary
- 59.8% scored “proficient” in Early Numeracy





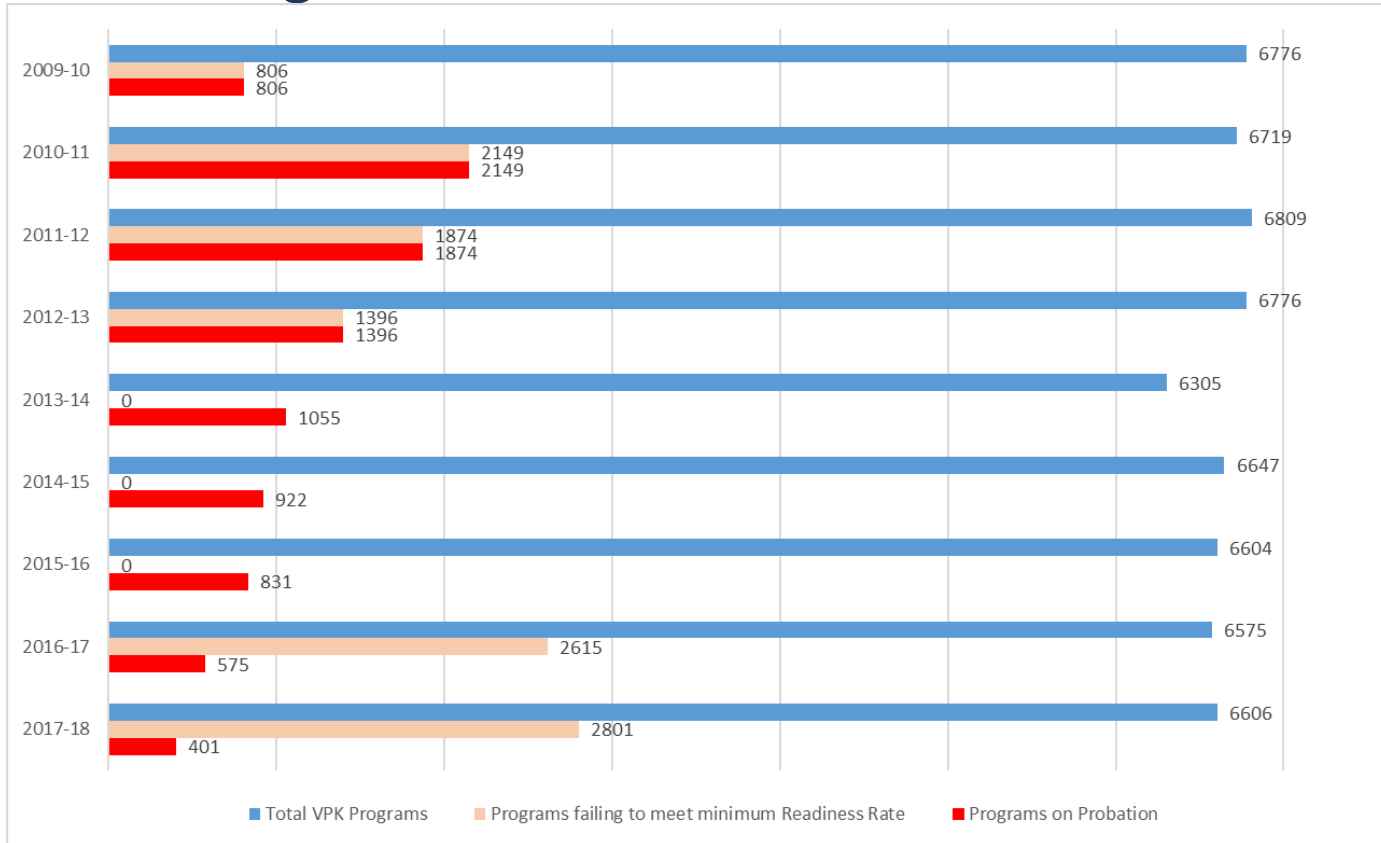
Percentage of 2017-18 VPK Completers "Ready"

Statewide Percentage
"Ready" = 62%



VPK Data History

History of VPK Provider Readiness Rates Program Years 2009-2010 to 2017-2018



Source: Voluntary Prekindergarten (VPK) Provider Kindergarten Readiness Rate website as of Sept. 11, 2019.

Breakdown of 2017-2018 VPK Programs

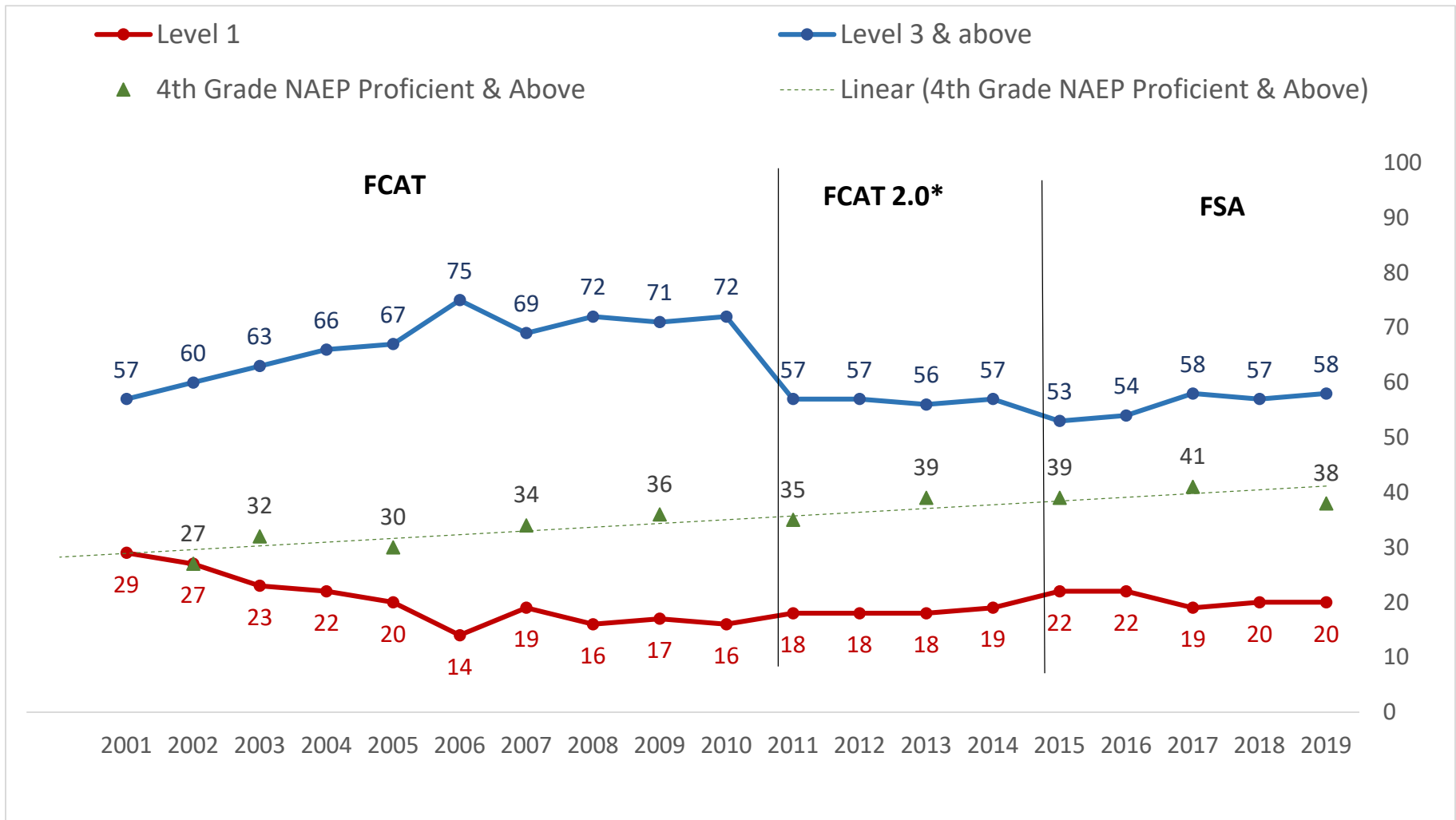
Statewide Average

- 2,801 of VPK programs with a readiness rate below 60
- 42% of VPK programs with a readiness rate below 60

Breakdown by VPK Program Type

- **Total** number of VPK programs – 6,623
- Number of **school year** programs – 6,276
- Percent of **school year** programs – 95%
- Number of **summer** programs – 347
- Percent of **summer** programs – 5%
- Number of **private** programs – 5,317
- Percent of **private** programs – 80%
- Number of **public** programs – 1,306
- Percent of **public** programs – 20%

Historical Performance – Grade 3 Reading

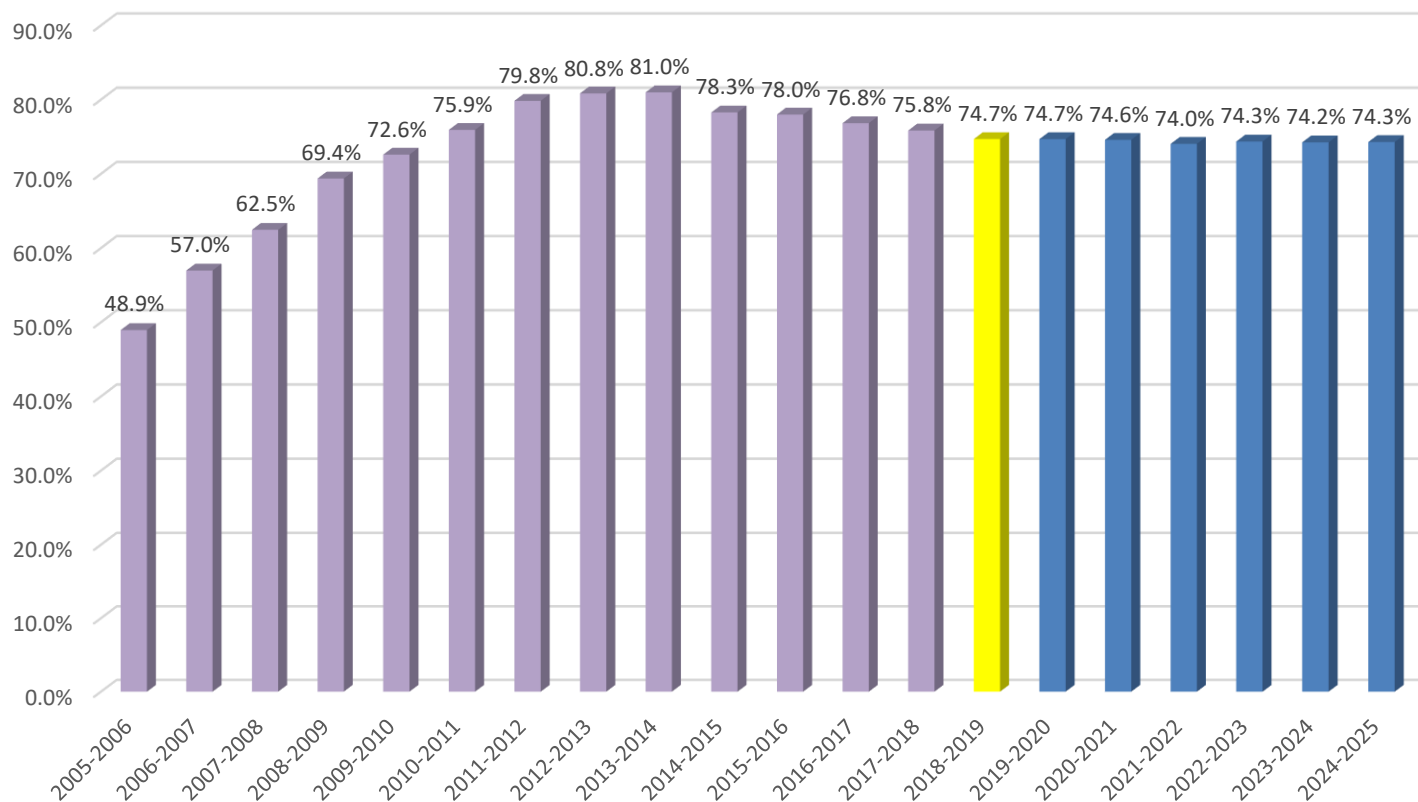


Resources for VPK Teachers

- Free or low-cost **professional development** available from the Department of Education/Office of Early Learning at <http://www.floridaearlylearning.com/vpk/vpk-providers/professional-development-training>
- **Activity Plans** and other resources available on the Early Learning Standards Website at <http://flbt5.floridaearlylearning.com>
- **Bright Beginnings website** with resources and tools that teachers may use to meet the individual needs of children in the VPK classroom <https://brightbeginningsfl.org>

VPK Program Expansion

VPK Program Participation Rate 2005-2006 to 2024-2025*

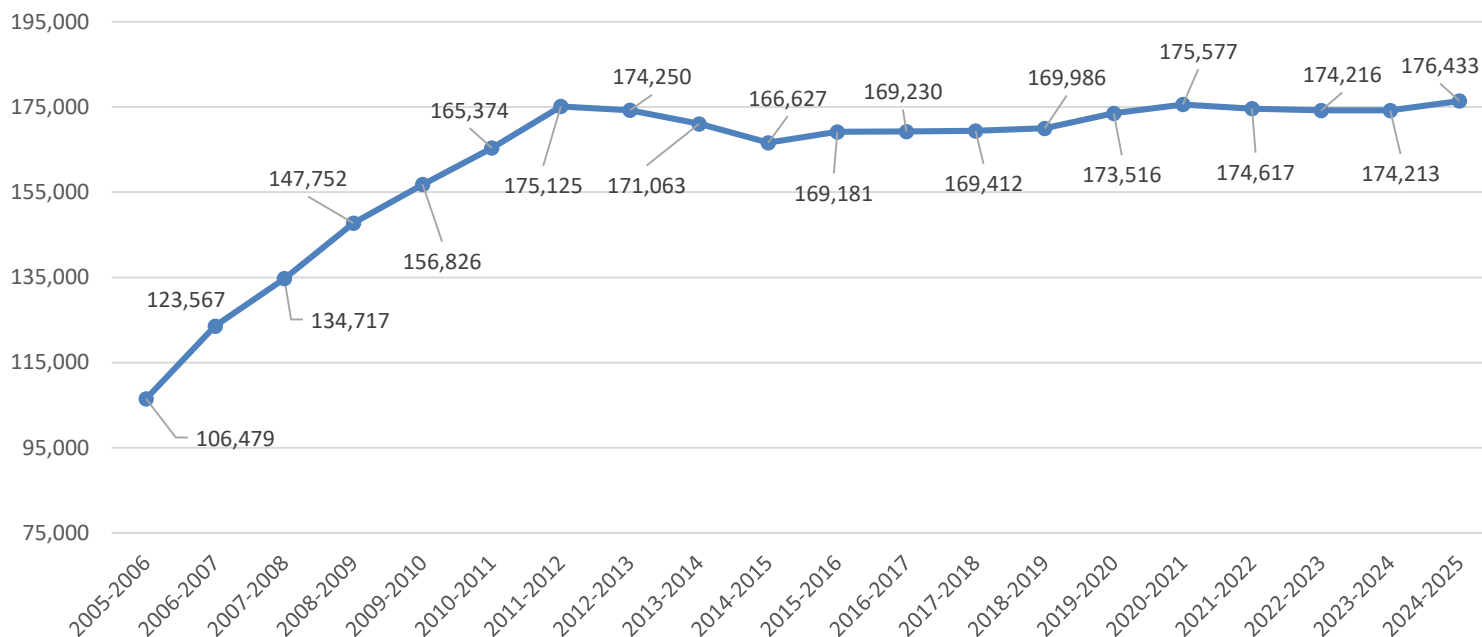


Source: Voluntary Prekindergarten Education Estimating Conference, August 6, 2019. * 2005-2006 - 2017-2018 are actual enrollments, 2018-2019 are estimated enrollments and 2019-2020 to 2024-2025 are projected enrollments.



VPK Program Expansion

VPK Program Year Enrollments



Source: Voluntary Prekindergarten Education Estimating Conference, August 6, 2019. * 2005-2006 - 2017-2018 are actual enrollments, 2018-2019 are estimated enrollments and 2019-2020 to 2024-2025 are projected enrollments.

District Promising Practices

- Align and provide professional development for Pre-K through grade 3 teachers.
- Use data to inform instruction and supports.
- Provide transition to kindergarten activities and resources for teachers, schools and families.
- Provide structured opportunities for Pre-K and kindergarten teachers to network.
- Utilize available funding streams.



Questions?



Shan Goff

Executive Director, Office of Early Learning

250 Marriott Drive Tallahassee, FL 32399

850-717-8550 • Toll Free 866-357-3239

www.floridaearlylearning.com