



DIVISION OF
Early Learning
LEARN EARLY. LEARN FOR LIFE.

**Florida Organization
of Instructional
Leaders (FOIL)
Conference
Fall 2021**

Lake Mary, FL

November 10, 2021

Transition to Kindergarten: Early Learning Coalition and District Collaboration Success Stories



FLORIDA DEPARTMENT OF
EDUCATION
fldoe.org

Topics

- Importance of Successful Transitions
- Collaboration Success Stories:
 - Early Learning Coalition (ELC) of Indian River, Martin and Okeechobee Counties (IRMO) and School District of Indian River County
 - ELC of Pinellas County and School District of Pinellas County
 - ELC of Miami-Dade/Monroe County and Miami-Dade County Public Schools

Why is a successful transition important?

- Transition activities for children and families associated with **gains in kindergarten**
- **Reduced stress** and higher ratings of social **emotional competence** at beginning of year
- Improved **academic growth** and increased **family involvement** over the year



National Center on Quality
Teaching and Learning (2014)

ELC of IRMO and School District of Indian River County

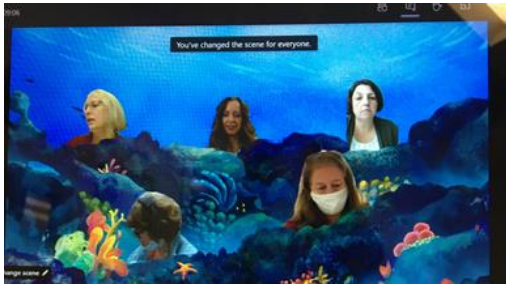
- **Panel Presenters:**
 - **Pat Houston**
Director of Provider Services
ELC of IRMO
phouston@elcirimo.org
 - **Brooke Flood**
Principal, Early Learning Programs
School District of Indian River County
Brooke.Flood@indianriverschools.org

ELC of IRMO and School District of Indian River County

Pat Houston
Director of Provider Services

Brooke Flood
Principal, Early Learning Programs

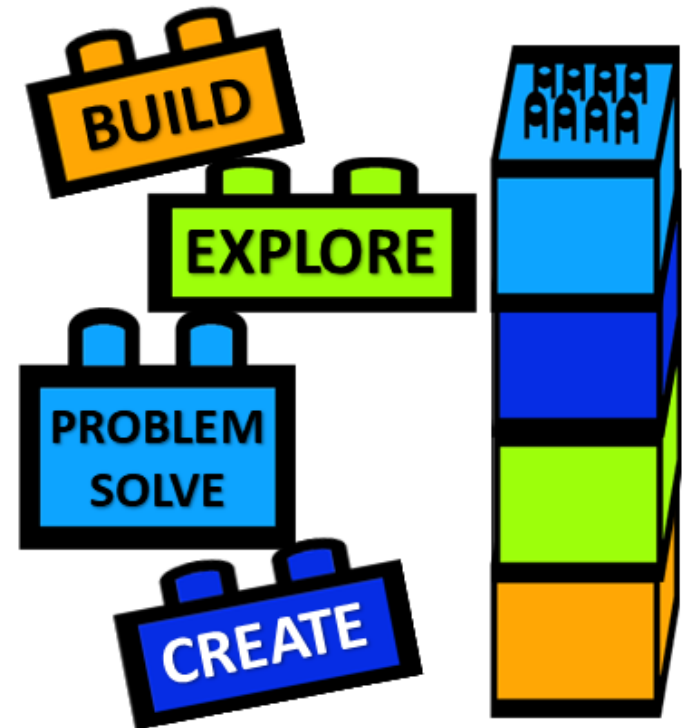




LCIRMO *Virtual* Provider Meeting Agenda - Indian River Count
August 17, 2021 at 12:30pm

Welcome Back!

INDIAN RIVER COUNTY EARLY LEARNING PROGRAMS



ACHIEVE 2025 District Strategic Plan



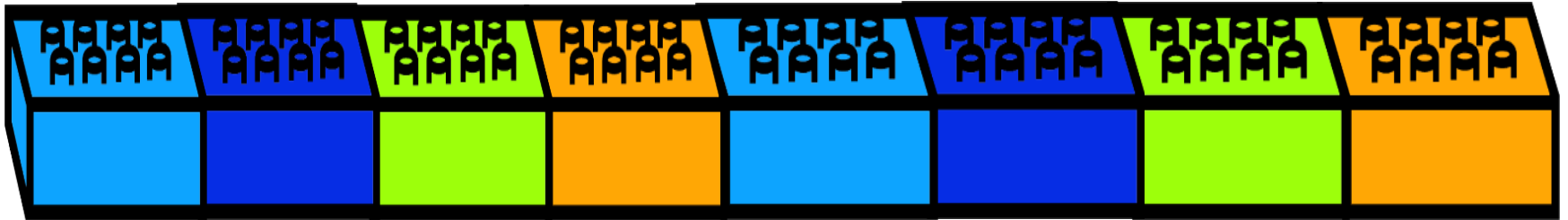
ACADEMIC SUCCESS

Ensure high-quality, equitable, standards-based instruction for all students.

Ensure the School District of Indian River County ranks in the Top 10 Florida districts as measured by kindergarten readiness.

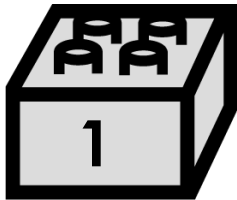
#BLOCKS

Building Learners On Course to Kindergarten Success!



1 Block Designation: Utilize SDIRC PreK to K Transition Form

Participate by 1-using transition form
(see BLOCK 1)

A sample of the SDIRC PreK to K Transition Form, showing various sections for student information, assessment results, and parent/teacher input.

1
Supports kindergarten readiness through provider to district communication – Transition form includes SDIRC Student ID, encourages parents to enroll into kindergarten through SDIRC FOCUS system to attain School ID

Form Drafts Mass Print History Pending Approval Approval History Title 09/13/2021

Start New Draft Save Draft Submit Request Print

Last Name First Name

Date of Birth School

Student ID School Reviewed

Misc

Start New Draft Save Draft Submit Request Print

Drag file to upload Select

Post

Alerts

- 1 record selected
- 1 record selected
- 1 record selected
- 34 Records - Pre-K School Matched Transition Forms
- 1 record selected
- 1 record selected
- 1 record selected
- 1 record selected
- 1 record selected
- 1 record selected



Pre-K School Matched Transition Forms

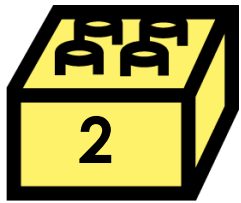
1 Results:

Prev Page 1 / 2 Next 34 Records Export Filter: ON

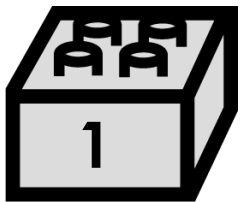
open_form	student_id	birth_date	last_name	first_name	school	date_created	ces_student	ces_school	homeroom_teacher
Click to View		2016-05-06	Arroyave	Maria Elena		2024-09-17	1000%	Fellsmere Elementary School	Orlando Argente
Click to View		2016-04-14	Arroyave	Arroyave		2024-09-17	1000%	Fellsmere Elementary School	Rula Probyer, Terla
Click to View		2016-01-20	Hallings	Arroyave		2024-09-17	1000%	Fellsmere Elementary School	Philippa Henry
Click to View		2015-10-28	Hallings	Arroyave		2024-09-05	1000%	Fellsmere Elementary School	Rodrigo Claudio
Click to View		2015-12-23	Serrano	Arroyave		2024-09-17	1000%	Fellsmere Elementary School	Hallings Arroyave
Click to View		2016-08-24	Arroyave	Arroyave		2024-09-17	1000%	Fellsmere Elementary School	Hallings Arroyave
Click to View		2016-08-24	Arroyave	Arroyave		2024-09-17	1000%	Fellsmere Elementary School	Orlando Argente
Click to View		2015-09-05	Arroyave	Arroyave		2024-09-17	1000%	Fellsmere Elementary School	Philippa Henry
Click to View		2016-02-01	Arroyave	Arroyave		2024-09-17	1000%	Fellsmere Elementary School	Orlando Argente
Click to View		2016-05-04	Arroyave	Arroyave		2024-09-17	1000%	Fellsmere Elementary School	Hallings Arroyave
Click to View		2016-02-02	Arroyave	Arroyave		2024-09-17	1000%	Fellsmere Elementary School	Hallings Arroyave
Click to View		2016-02-11	Arroyave	Arroyave		2024-09-17	1000%	Fellsmere Elementary School	Orlando Argente

2 Block Designation: Participate in the Indian River County Kindergarten Benchmark Assessment

Participate by 1-using transition form (see BLOCK 1)



2- Assess students using **Indian River County Kindergarten Benchmark Assessment (IRKRBA)**



and participate in 2/3 **Data chats** with Early Learning Programs



- 2** *Supports kindergarten readiness through* progress monitoring: Provides 2 or 3 assessment periods for data chats, tracking learning and goal setting.



Focus (Indian River Schoo...


Flood, Brooke
Audit Trail

 Include Inactive
 Flood, Brooke

- Filter fields... ▾
- Athletics
- Classified
- Employee Summary
- Extended Day
- General
- Miscellaneous
- Permissions
- Personnel Evaluation
- PreK Data
- Teacher Schedule
- Teachers

PreK Data

Agency Abbreviation SDIRC

Your Programs Agency Codes and Student ID's

Export

	Agency Code - Number Only	SDIRC Student ID	Gender	Race/Ethnicity	DOB	IEP

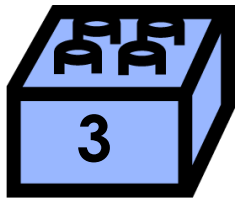
PreK Assessment Period Data

Export

	Period	Student	Uppercase Letters (26)	Lowercase Letters (26)	Produces Letter Sounds (26)	Writes 1st Name (5)	Recognize Rhymes (5)	Produce Rhymes (5)	Initial Sounds (5)	Blending Onset-Rime (5)	Story Retelling (5)	Counts to 31 (31)	Re

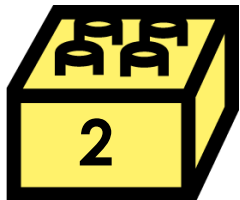
Filter
 1
 2
 3
 4
 5
 6
 7
 8
 8
 9

3 Block Designation: Utilize “High Impact Standards” spreadsheets

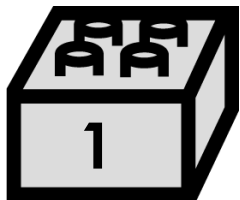


Participate by 1-using transition form (see BLOCK 1)

2- using IRK RBA with Data Chats (see BLOCK 2)



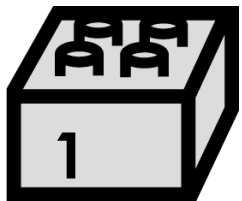
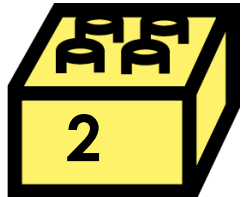
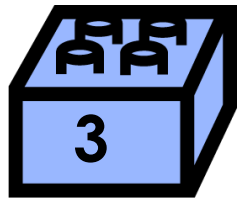
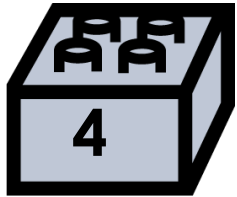
3 - Teachers utilize “High Impact Standards” spread sheets to monitor progress of Early Learning Standards **and** share data summaries (see BLOCK 3)



The image shows a spreadsheet titled "PreK School Readiness - Physical Development & Approaches to Learning" with the SDIRC logo. The spreadsheet has columns for "Student", "AP1", "AP2", "AP3", "AP4", "AP5", "AP6", "AP7", "AP8", "AP9", and "AP10". The rows represent different standards and approaches to learning, such as "Gross Motor Skills", "Fine Motor Skills", "Social Interaction", "Communication", "Problem Solving", "Self-Regulation", and "Approaches to Learning".

3 *Supports kindergarten readiness through* targeted instruction of Florida Early Learning Developmental Standards as set by the Florida Division of Early Learning.

4 Block Designation: Utilize SDIRC PreK Report Card and Parent Conference Summary Form



Participate by 1-using transition form (see BLOCK 1)

2- using IRK RBA with Data Chats (see BLOCK 2)

3 - Teachers utilize “High Impact Standards” spread sheets to monitor progress of Early Learning Standards **and** share data summaries (see BLOCK 3)

4- Utilize SDIRC PreK Report Card (paper copy) **and** Parent Conference Summary Form

4 *Supports kindergarten readiness through* parent communication and collaboration. Student progress is shared during parent conferences with the report card which is based on the FL standards (FELDS).



SCHOOL DISTRICT OF INDIAN RIVER COUNTY PREK PARENT CONFERENCE SUMMARY

Student: _____ School: _____ ID# _____
 Parent/Guardian: _____ Teacher: _____

On the dates below, we met to review your child's academic progress this year. During our meeting, we discussed interventions which you agreed to use at home to support your child in achieving academic success. Those interventions are listed below.

ELA: Phonological Awareness/Print Knowledge Conference				Mathematics: Numeracy Conference			Skills
1	2	3	Skills	1	2	3	
			Upper case letters ___/26 ___/26 ___/26 Practice: _____				Practice r without
			Lower case letters ___/26 ___/26 ___/26 Practice: _____				Practice c *can co
			Letter Sounds ___/26 ___/26 Practice: _____				Practice c correspor
			Practice Identify rhyming rhymes				Practice li O-5
			Practice Identify				Practice p Names /
			Practice blend one syllab				Practice s -sum

Name: _____

Academic Scale

M- Mastery of skill
 D-Developing understanding of skill
 L-Limited understanding of skill

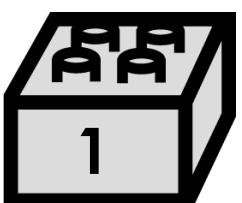
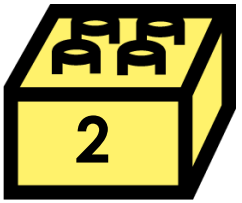
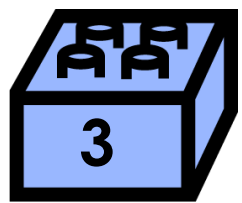
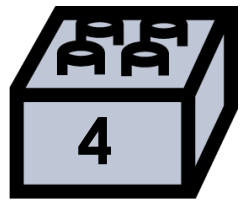
ELA: Oral & Written Language Conference			
1	2	3	Skills
			Read D
			Compl
			Make
			Play
			sh/
			w/
			F

PreK School Readiness	AP1	AP2	AP3
Physical Development - Safety and Personal Care Makes safe choices with materials and for self			
Initiates self-care routines (toileting, wash hands)			
Physical Development - Motor Development Demonstrates use of large muscles to move in the environment			
Easily coordinates hand and eye movements to carry out tasks			
Holds pencil/marker/ crayon with appropriate grasp			
Uses scissors effectively			
Approaches to Learning Shows increased curiosity and is eager to learn new things and have new experiences			
Sustains attention to tasks (preferred and non-preferred)			

VPK Report Card School Year 20__ - 20__
 School: _____

English Language Arts	AP1	AP2	AP3
Speaking, Listening and Vocabulary Demonstrates understanding and increases knowledge through listening			
Follows simple 2-3 step directions			
Speaks audibly and expresses ideas			
Shows increased vocabulary understanding and use			
Identifies 8 basic colors			
Uses increasingly complex phrases and sentences in conversation			
Shows beginning conversation skills (eye contact and taking turns to speak)			
Emergent Reading Shows interest in books/stories			
Names most uppercase letters			
Names most lowercase letters			
Recognizes and/or names some letter sounds			
Recognizes rhymes			
Produces rhymes			
Recognizes initial sounds			
Puts sounds together to make words (onset/rime)			
Manipulates syllables in words			

Teacher: _____
Writes numerals 1-10
Identifies and names numerals 0-5
Solves real world joining and separation problems up to 8
Geometry and Spatial Relations Identify and extends a simple pattern
Duplicates a simple pattern
Names 4 basic 2D shapes
Sorts objects by attributes
Creates and constructs using 2D/3D and describes product
Understands and uses positional v (location, ordinal)
Measurement and Data Uses length, weight and/or height compare objects by using standard non-standards units
Demonstrates basic graphing skills
Begins to predict results from data
PreK Science, Social Studies and The Arts Science Uses tools in scientific inquiry
Notifies similarities and difference things
Identifies or tries to solve problem through design or simple invention



Timelines:

1 Block Designation:

March – Distribute SDIRC Transition forms to providers

April/May – All Transition forms Due TO SDIRC Early Learning Programs

***Requires: Transfer/share/release of data form for participating students**

2 Block Designation:

Sept/Oct – Share IRKRBA Booklet and score summary sheets

November – Data Chat 1

February – Data Chat 2

May -Data Chat 3

3 Block Designation:

Sept/Oct – Share “High Impact Standards” Spread sheets

Include in November, February and May Data Chats 1, 2 & 3

4 Block Designation:

Sept/Oct – Share SDIRC Report Card Form and Parent Conferences

Summary Form (PDF – to be copied by Providers)

Include in November, February and May Data Chats 1, 2 & 3

“Working to achieve higher goals for our young learners, goals that guarantee Kindergarten readiness academically and developmentally as a community has been a vision many of us have long waited for. The collaboration in the 2025 SDIRC Strategic Plan is one step of many on the road to building a stronger community that values the child and works effortlessly together to build our future. We are thrilled to be one of the stones on this road.”



Sally Alkayaly, Director
Little Rising Stars
4 BLOCK Designee



David K. Moore, Ed.D
Superintendent,
School District of Indian River County

“Our accountability and
public sharing will result in
improved programs!”





Brooke Flood

Principal, Early Learning Programs
Preschool Early Intervention
and Voluntary PreK (VPK)

Office: (772) 564-4169 Fax: (772) 564-4165
Brooke.Flood@indianriverschools.org

School District of Indian River County

6055 62nd Street, Vero Beach, FL 32967

Learn More about our programs
by using the QR code below!

Florida **VPK**

Phone: 772-564-3201



Phone: 772-564-4166



Early Learning Programs

School District of Indian River County



Early Learning Coalition

Indian River • Martin • Okeechobee

Pat Houston

Director of Provider Services

10 SE Central Parkway, Suite 200
Stuart, FL 34994
www.elcirno.org

(772) 223-3842
(772) 223-3868 Fax
phouston@elcirno.org



ELC of Manatee and School District of Manatee County

- Panel Presenter:
 - **Angela Tufts**
Provider Services Manager
ELC of Pinellas
atufts@elcpinellas.org





**★ The Power of Partnerships –
Stronger Together**




PRESCHOOL
KINDERGARTEN
PARTNERSHIP

“Working Together For Children”



Hispanic Outreach Center



Mission & Vision

Vision: Working together for children.

Mission: To ensure each child is prepared for a successful transition to kindergarten.



Goals

- Facilitate children's transition from preschool to kindergarten.
- Establish county-wide communication between preschool and kindergarten teachers.
- Provide tools/resources for preschool teachers and families that contribute toward a successful kindergarten transition.
- Coordinate professional development that supports teachers as they prepare their children to transition to kindergarten.



Transmission Form



PINELLAS COUNTY SCHOOLS
PRESCHOOL KINDERGARTEN PARTNERSHIP INFORMATION

Legal Name of Student: _____
 Birthdate: _____ Last First Middle Initial Likes to Be Called
 Male Female Limited English Proficiency
 Preschool Center: _____ Email: _____
 Address: _____ Phone Number: _____
 Teacher Completing Form: _____ Director: _____
 Dates of Attendance: From _____ To _____ Days Present: _____ Days Absent: _____

DEVELOPMENTAL PROGRESS:
 Social/Emotional: (e.g., adjustment to school, favorite activities, ability to handle conflict)

Physical: (e.g., gross motor, fine motor, chooses physical activity)

Cognitive: (e.g., shows interest in learning, participates, language)

Additional Comments or Observations: (e.g., health concerns, referred for or receiving services)

Parent Comments

The information on this form will be shared with your child's kindergarten teacher to help facilitate a successful transition from preschool to kindergarten.

I give permission for this form and any signed documents to be forwarded to my child's kindergarten teacher.
 Documents attached Yes No Kindergarten School: _____
 Parent/Legal Guardian Signature _____ Date _____ Director Signature _____

White - Kindergarten Teacher
 Yellow - Preschool Center
 Pink - Parent/Guardian



Two Perspectives



<https://youtu.be/Xfc-geNPoeg>

Preschool Packets

We're a "Ready-for-Kindergarten" Family

Time has a way of creeping up and even though your child may have just started Pre-K, before you know it, it will be time to begin thinking about Kindergarten! Below is a monthly checklist to guide you and your child as you begin the transition to Kindergarten!

November

- Learn about school choice and how to apply for District Application Programs (magnets and fundamentals). Visit www.pcsb.org/dap.
- Attend a Discovery Night to learn more about specific District Application Programs.

December

- Learn how to find your child's zoned school at pcsb.org/zoned.
- Find out when Ready, Set... Kindergarten! will be held at your child's zoned school. Visit pcsb.org/RSG.

January

- Attend Ready, Set... Kindergarten! Be sure to get a PCS user ID and password while you are there.
- Know the procedures for making a reservation and enrolling your child in kindergarten at reservation.pcsb.org.

February-May

- Take the required paperwork to the school to complete the enrollment process (Birth Certificate; or other proof of identity/age; Proof of residency; Florida Certificate of Immunization; Physical examination obtained within the last 12 months). Be sure to ask for your child's Ready, Set... Kindergarten! certificate.
- Download the Vroom app. Every day Vroom will deliver a simple and fun brain building activity for you and your child right to your phone. Go to vroom.org for more information.

May-August

- Help your child develop independence by learning how to work belts, zippers, and buttons on clothing.
- Read books together about starting kindergarten.

Two Weeks Before School Starts

- Talk with your child about what will happen during the school day and about making new friends in kindergarten.
- Start to establish an evening going-to-bed routine and a morning getting-ready-for-school routine with your child.
- If your child will bring a lunch, practice opening and closing food storage containers and bags, and closing food storage containers and bags.

One Week Before School Starts

- Plan to attend a back-to-school event to learn more about your child's school, the kindergarten program, and to meet your child's teacher.
- Practice walking the route from the car or bus circle to the classroom with your child before school starts to develop confidence in new routines.
- Help your child lay out clothes and backpack the night before.
- Talk with the school nurse and your child's teacher if your child has allergies or special needs.

First Day of School

- Allow plenty of time to get ready for school.
- If you are taking your child to school, leave early to allow time to find parking and navigate the school campus.
- Have fun and celebrate the first day of kindergarten with your child!

Throughout the Year

- Begin to establish good attendance habits by making sure your child attends kindergarten each and every day.
- Make backup plans to be sure your child can get to school on rainy days.
- Set aside time after school each day to talk with your child about the day.
- Read everything the school sends home.
- Learn how you can become involved in your child's education.



PINELLAS COUNTY SCHOOLS



Discover Pinellas County Schools award-winning programs: Art, Music, Gifted Services, STEM Academies and more!



Kindergarten registration begins January 11, 2021

Attend



January 12, 13 & 14

at a Pinellas County elementary school near you!
Visit www.pcsb.org/KG for locations and times.



Time to Get Ready for Kindergarten!



STEP 1 - Get a PCS user ID and password.

Go to any nearby school to obtain a user ID and password (if you don't already have one for another child in your family). Be sure to bring a government-issued photo ID.

STEP 2 - Reserve a Seat.

Log onto the Student Reservation System at <https://reservation.pcsb.org> using your PCS user ID and password.


STEP 3 - Complete Registration at Your Child's School.

Visit your child's assigned school and deliver the required documents:

- Birth certificate or other proof of identity/age
- proof of residency
- Florida Certificate of Immunization
- physical examination certificate obtained within the last 12 months
- Child's Social Security number (optional)

Registration begins January 11 for the 2021-22 school year!

IMPORTANT NOTES



- Students must be 5 years old on or before September 1, 2021.
- Many elementary schools are closed during the summer months. Please enroll your child for kindergarten before June 9, 2021.
- Students can choose a non-zoned school (if there is room) by applying for a Special Assignment Request at <https://reservation.pcsb.org> from April 1-15, 2021.
- For more information about kindergarten enrollment, please call the Student Assignment Office at (727) 588-6210 or visit the website at www.pcsb.org/new.

The School Board of Pinellas County, Florida, prohibits any and all forms of discrimination and harassment based on race, color, sex, religion, national origin, marital status, age, sexual orientation or disability in any of its programs, services or activities.



Transition Toolkit



Transition Toolkit Idea #3 Feelings

In VPK, children are learning to identify their own feelings as well as the feelings of their friends. They are learning how to respond appropriately to their feelings and how to calm themselves after having strong emotions. Children at this age are also learning how to respond to others with empathy and compassion. These skills will serve your children well as they prepare to enter kindergarten.

My Heart is Like a Zoo is the perfect book to talk about feelings. The first time you read the book, the children will likely be excited about the animals and notice that the animals are all made of hearts, but with subsequent readings you will be able to talk about the feeling words. Many will be familiar and some will be new.

1. After reading the book the first time, talk about the different animals the children saw in the story. Ask the children what they notice on the last page. Why does the book say "tired as a zookeeper who's had a busy day?" Brainstorm other animals that could be part of the story.
2. Put out different size heart shape cut outs. Let children experiment with putting hearts together to make different animals. Add children's words to their heart animal and create a class book.
3. On another day, reread the book. Tell the children in the book it talks about many different ways your heart can feel. Spend some time talking about a few of the pages and the feelings on each page. Connect it to children's lives. For example, ask "When is a time your heart might feel frightened as a rabbit?"
4. Use the language of the book to help children talk about their feelings. Throughout the day as children experience different emotions, ask them how their heart is feeling. You can also refer to the animals in the book: You look happy as a hippo this morning.



Books are great tools for helping children identify and talk about their own feelings. And you'll be setting them up for success in kindergarten!

Happy Reading!



Transition Toolkit Idea #2 Making Friends

Starting kindergarten is fun and exciting for most children, but it can sometimes be scary too. Making friends is one thing that children may be worried about.

Help your children talk about the idea of making new friends by reading the book, *Fox Makes Friends* by Adam Relf. In this book, Fox learns what it means to make friends. After reading and discussing the book, try some of the activities below:

Tell children that Fox and his friends used kind words in the story to invite their "friends" to play. Show one of the pictures in the book and read the words: "Please can you come and play?" Tell children that using kind words is a great way to make new friends. Let children role play with each other and use kind words.

Put out a variety of everyday materials such as construction paper, beads, sticks, and glue. Let children create their own friend. Ask them what makes a good friend. Encourage them to tell someone at home how Fox made friends.

Ask children to think about what makes a good friend (e.g., sharing toys, doesn't yell). Make a list of these qualities.

Have children sit in a circle. Tell them to think about the person sitting next to them and what makes them a good friend. Toss a bean bag to each child and let them implement the friend sitting next to them.

Through talk and play, you can set your students up for success by helping them learn about making friends before they ever get to kindergarten!

Happy Reading!



**PKP
Back-to-School
Meeting**



Back-to-School Meeting Drive-Through-Celebrate-You Parade



https://youtu.be/tYfe1h_Mn3E



**PARTNER
POWER!**

Transition to Kindergarten Planning Calendar



April

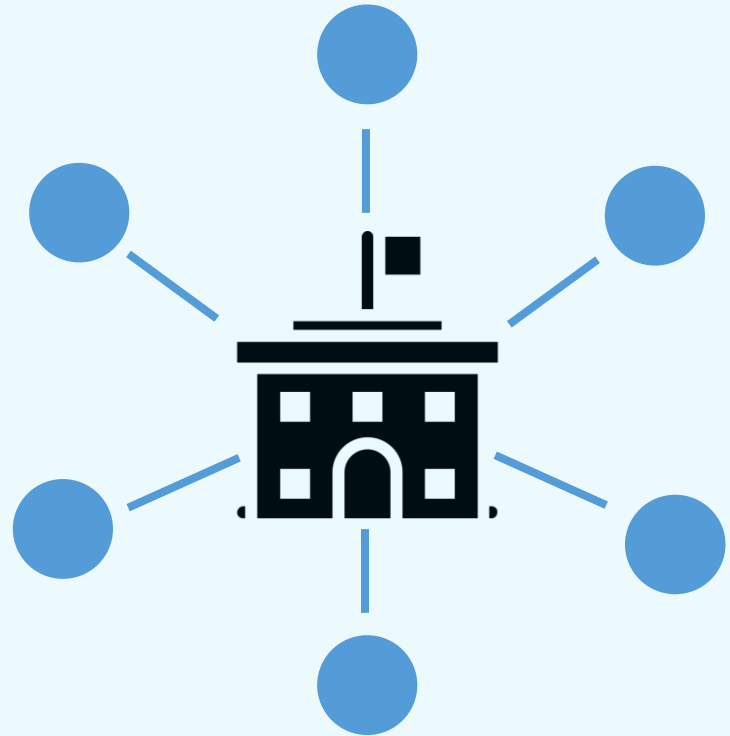
- Share books about kindergarten with children. Let them share how kindergarten will be the same and how it will be different from preschool. (See resource section at the end.
- Have children draw a picture of themselves to send to their kindergarten teacher. Attach it to the PKP Transmission Form.
- Begin scheduling conferences to share updated assessment information. You will also want to have families give input on the PKP Transmission Form and sign it so it can go on to the kindergarten teacher.
- Continue implementing ideas from the Transition Toolkit cards.
- Remind families to register for kindergarten before elementary schools close for the summer.
- Invite a family or two from last year's class to come back and talk to current families about the transition to kindergarten.

Monday	Tuesday	Wednesday	Thursday	Friday
<input type="checkbox"/>	<input type="checkbox"/>	<input type="checkbox"/>	<input type="checkbox"/>	<input type="checkbox"/>
<input type="checkbox"/>	<input type="checkbox"/>	<input type="checkbox"/>	<input type="checkbox"/>	<input type="checkbox"/>
<input type="checkbox"/>	<input type="checkbox"/>	<input type="checkbox"/>	<input type="checkbox"/>	<input type="checkbox"/>
<input type="checkbox"/>	<input type="checkbox"/>	<input type="checkbox"/>	<input type="checkbox"/>	<input type="checkbox"/>
<input type="checkbox"/>	<input type="checkbox"/>	<input type="checkbox"/>	<input type="checkbox"/>	<input type="checkbox"/>



Data Sharing Agreement

- data file with child's name and VPK site
- determine feeder patterns



Data Sharing Agreement

- phone numbers of current VPK students
- email addresses of current VPK students



Data Sharing Agreement

- counts of VPK children by provider
- mailing address

Data Sharing Agreement

- addresses of unused school year COEs



Questions

?

Answers

?

ELC of Miami-Dade/Monroe and Miami-Dade Public Schools


- Panel Presenters:
 - **Cindy Cabrera**
Interim VPK Manager
ELC Miami-Dade/Monroe
CCabrera@elcmdm.org
 - **Judy Palenzuela**
Director of Community Outreach
Miami-Dade Public Schools
JPalenzuela@dadeschools.net



Success Story

Miami-Dade County Public Schools Transition to Kindergarten

- **Partners:** M-DCPS Title I Schools, Early Learning Coalition Private Providers, Miami-Dade County Community Action and Health Services Department (CAHSD)
- **Goal:** Strengthen the bonds between early learning centers/providers and neighboring M-DCPS schools to foster successful transitions of students to kindergarten



Success Story

Transition to Kindergarten Ambassadors Program

- Superintendent's Initiative
- Initiated 2014-2015 School Year
- Transition to Kindergarten Ambassadors (Title I)
 - Promote kindergarten readiness
 - Support successful and smooth transitions
- Recognized by the White House Initiative on Educational Excellence for Hispanics





Transition to Kindergarten Ambassadors Program

- M-DCPS School Administrators
- Early Learning Centers in Miami-Dade County






Success Story

Transition to Kindergarten M-DCPS Administrator Support

- Highlight Kindergarten Rocks 'N' Enrolls Campaign
 - M-DCPS
 - Private Sector
- Plan Transition to Kindergarten focus for the school year
- Discuss Transition to Kindergarten Principal Data Form
- Support and coordinate efforts and events throughout the year



Success Story

Transition to Kindergarten Principal Data Form

MARJORY STONEMAN DOUGLAS



Center	Address	Director	Email	Phone #	Grade Level Configuration
JUST KIDS CENTERS, INC.	12470 SW 8th St, Miami 33184	Grisell Grau	ggrau@justkidscenters.org	3052210011	Infants- 4 years old
ABC LEARNING PRE-SCHOOL	11890 SW 8th St Ste 100, Miami , 33184	Ms. Yaimara	learningabcpreschool@gmail.com	3052258833	Infants- 4 years old
RELIGIOSAS TEATINAS DAY CARE	12261 SW 6th St, Miami, 33184	Eladia Garcia	teatinasmia@att.net	3052202205	Infants- 4 years old
ACADEMIR	11980 SW 8th St Ste 11, 33182	Rolando Mir	ACADEMIR@LIDE.COM	3052202205	Infants- 4 years old
LITTLE MONKEY PRESCHOOL	15673 SW 88th St, Miami, 33196	Ismary Fernandez	littlemonkeypreschool@gmail.com	3053856581	1-4 years old



Success Story

Transition to Kindergarten Early Learning Center Support

Highlight	Highlight Transition to Kindergarten goals
Develop	Develop relationships between M-DCPS and Early Learning Centers
Gather	Gather Early Learning Center information
Provide	Provide M-DCPS feeder pattern school information
Invite	Invite to Technical Assistance Sessions/Lunch & Learn NEW!
Coordinate/ Facilitate	Coordinate and facilitate parent workshops



Success Story

Transition to Kindergarten Technical Assistance/Lunch & Learn

- 4 sessions led by TTK Ambassadors
- Provides guidance and support for early learning centers on transitioning children to kindergarten and increasing kindergarten readiness
- Platform for early childhood educators to network and share best practices



Success Story

Transition to Kindergarten 2021-2022 Lunch & Learn



1. Introduction to Quality Interactions – September 29, 2021
2. Emotional Support – October 27, 2021
3. Classroom Organization – November 17, 2021
4. Instructional Support – January 26, 2022



Transition to Kindergarten Parent Workshops

- Guidance and support for families/guardians to ensure a smooth and positive experience during the transition process
- Registration procedures for Kindergarten in M-DCPS
- Community Resources for Families
 - Read to Learn Book Club
 - Library Cards
 - Vroom



Transition to Kindergarten Coffee and Conversations

Protocol

Protocol driven conversations between principals and directors to discuss articulation between programs



Discuss

Discuss concerns and find solutions



Share

Share best practices



Success Story

Transition to Kindergarten Rocks 'N' Enrolls Campaign





Success Story

Transition to Kindergarten Rocks 'N' Enrolls Campaign Toolkit

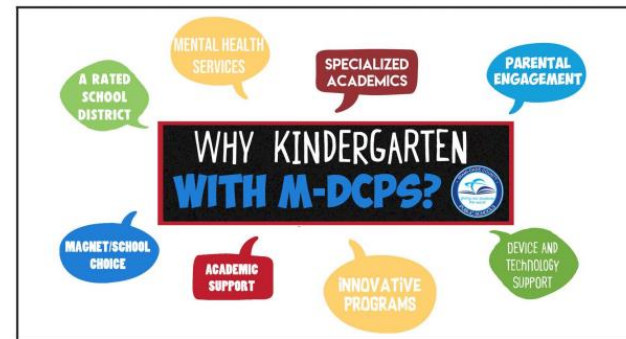
Weeks	Dates	School Events
Week 1	February 22- February 25	Kindergarten Rocks 'N' ENROLLS Promotional Activities
Week 2	February 28 - March 4	Pre-K School-Based Visit to Kindergarten
Week 3	March 7- March 11	Neighboring Early Learning Centers/ Head Start Visits
Week 4	March 14 - March 18	Parent Orientations/ Tours/ Registration



Success Story

Transition to Kindergarten Rocks 'N' Enrolls Campaign Toolkit

- Promotional Flyer
- PowerPoint Template
- Registration Checklist
- Family Questionnaire
- Social Media Posts
- Available in 3 languages



REGISTRATION REQUIREMENTS

- 5 years old on or before September 1, 2021

FIND YOUR SCHOOL

- Visit <http://dadeschools.net/>
- Go to Schools/Go to Find Your Neighborhood School

PROOF OF IDENTIFICATION (Must provide one)


- Official Birth Certificate
- Other Accepted ID: Passport, Baptismal Certificate, Insurance Policy

PROOF OF ADDRESS (Must provide two)

- Lease Agreement/Broker's Statement of Purchase
- Statement of Bonafide Residence
- Utility Bill Receipt

IMMUNIZATION (Must provide both)

- State of Florida School Entry Health Examination (DH 3040 - **Yellow Form**)
- Florida Certificate of Immunization (DH680 - **Blue Form**)



Transition to Kindergarten Pre-K/Kinder Articulation Meetings

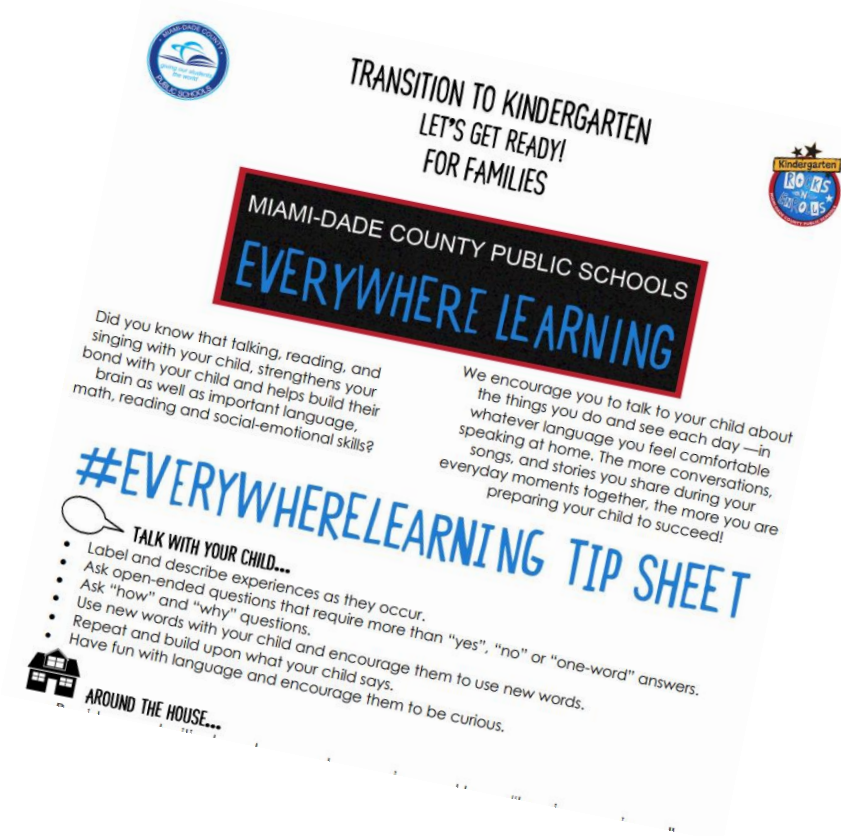
- Florida Early Learning and Developmental Standards Four Years Old to Kindergarten (2017)
- 2017 Early Learning Standards Crosswalk with Kindergarten Standards
- Data Chats
 - VPK Assessment
 - Waterford Reports
 - FLKRS: Star Early Literacy
 - Kindergarten Placement (Articulation Cards)



Success Story

Transition to Kindergarten Parent Summer Toolkit

- Summer Parent Involvement Calendar
- Tips for Parents
- Entering Kindergarten Summer Reading List





Success Story

Transition to Kindergarten

NEW “Pandemic” Resources

- Kindergarten Webinar
- Virtual Fieldtrip
- Resources
 - Providers
 - Families
- M-DCPS TTK Website
- Lunch & Learn
- Private Provider teacher/M-DCPS Kindergarten teacher articulation **NEW 21-22**





Success Story

Transition to Kindergarten Collaboration with ELC

Send VPK Private Provider contact information to receive Transition to Kindergarten Communications from MDCPS

Encourage providers to attend TTK: Lunch and Learn Trainings

Attend trainings held by MDCPS to encourage participation and show collaboration


Reinforce/Share information in Technical Assistance Visits





DIVISION OF
Early Learning
LEARN EARLY. LEARN FOR LIFE.

Questions?



FLORIDA DEPARTMENT OF
EDUCATION
fldoc.org